

AUGUST 28, 2025


Career Education Community Forum

Imperial Valley College

San Diego & Imperial Center of Excellence



SAN DIEGO & IMPERIAL CENTER OF EXCELLENCE (COE)



SAN DIEGO & IMPERIAL COE MISSION



RESEARCH



TRAINING



ADVOCACY



EVALUATION

The San Diego & Imperial Center of Excellence uses research and training to advocate for the needs of **employers** and **students** in programs, policies and practices.

AGENDA

- 1) Introductions
- 2) Perkins V & Needs Assessment
- 3) Population & Demographics
- 4) Labor Market Information
- 5) Reflections & Discussion

WHAT IS PERKINS V?

Strengthening Career & Technical Education for the 21st Century Act

- Federal legislation that funds Career & Technical Education (CTE)
- Largest federal funding source for CTE (K–12 & community colleges)
- Requires colleges to complete a Comprehensive Local Needs Assessment (CLNA)
- CLNA includes expanded consultation with diverse stakeholders who understand the needs of “**special populations**”

 That's why we're here today

PERKINS V “**SPECIAL POPULATIONS**” DEFINITION

Individuals who are:

- Living with disabilities
- From economically disadvantaged families
- Preparing for nontraditional career fields
- Single parents (including pregnant women)
- Out of the workforce
- Experiencing homelessness
- Current or former foster youth
- Children of active-duty military parents
- Facing other barriers to educational achievement, including language barriers

AGENDA

1) Introductions

2) Perkins V & Needs Assessment

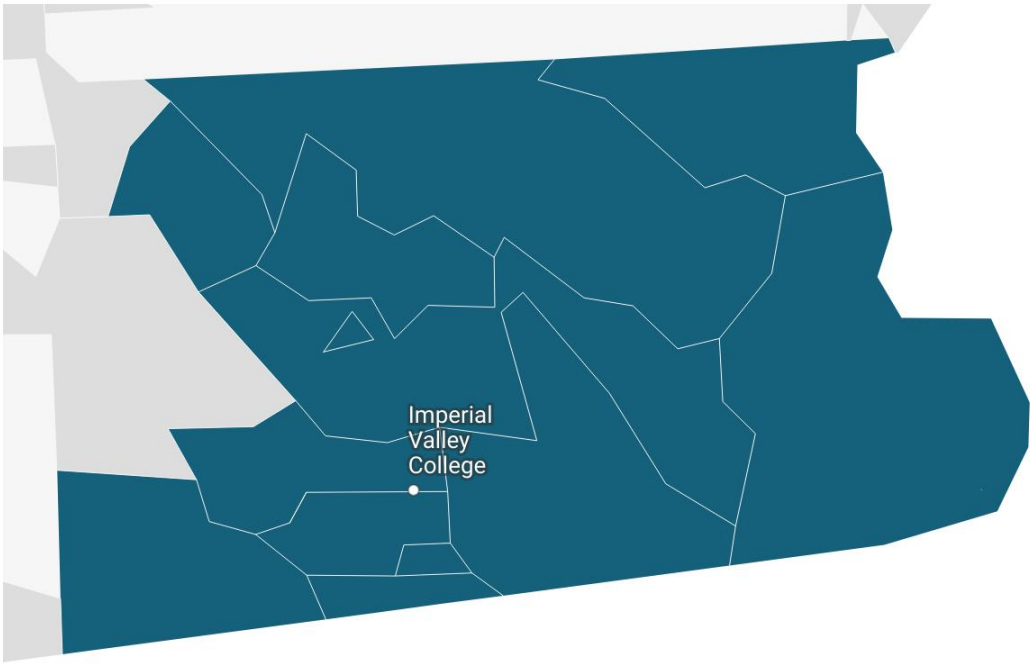
3) Population & Demographics

4) Labor Market Information

5) Reflections & Discussion

IMPERIAL COMMUNITY COLLEGE DISTRICT (CCD)

Imperial CCD Service Area



17 ZIP Codes in Imperial County

ZIP Code	Area	ZIP Code	Area
92222*	Bard	92251	Imperial
92227	Brawley	92257	Niland
92231	Calexico	92259*	Ocotillo
92232*	Calexico	92266	Palo Verde
92233	Calipatria	92273	Seeley
92243	El Centro	92275	Salton City
92244*	El Centro	92281	Westmorland
92249	Heber	92283	Winterhaven
92250	Holtville		

*PO Box Postal Code

FAST FACTS

179,057

Total Population in
Imperial County in 2023

73,189

Total Jobs in Imperial
County in 2023

24%

of Imperial County's
Population **Nearing
Retirement**

7%

Projected Job Growth
Over the Next Five Years
(2023-2028)

IMPERIAL VALLEY COLLEGE STUDENTS

STUDENTS IN 2023-24

11,052 (50% = CTE)


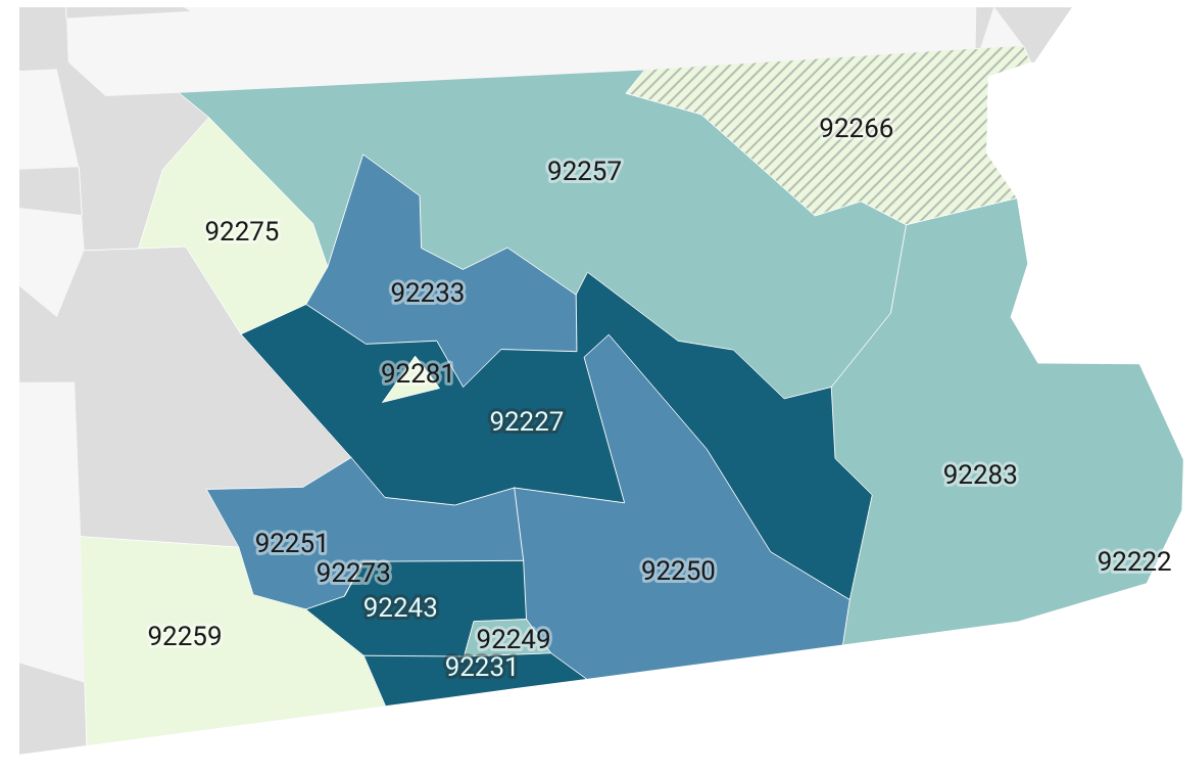
AWARDS IN 2023-24

2,952

**POPULATION
&
DEMOGRAPHICS**

ZIP Codes with 30K+ Residents

- 92243
- 92231
- 92227



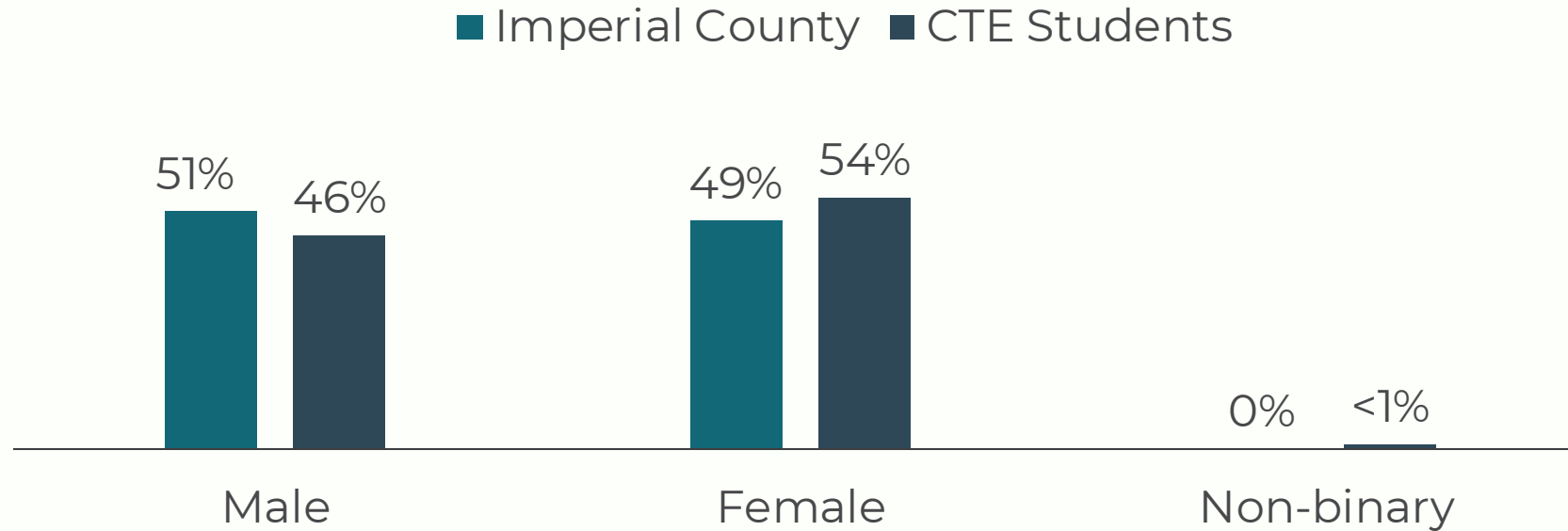
TOTAL
POPULATION

179,057

Imperial County

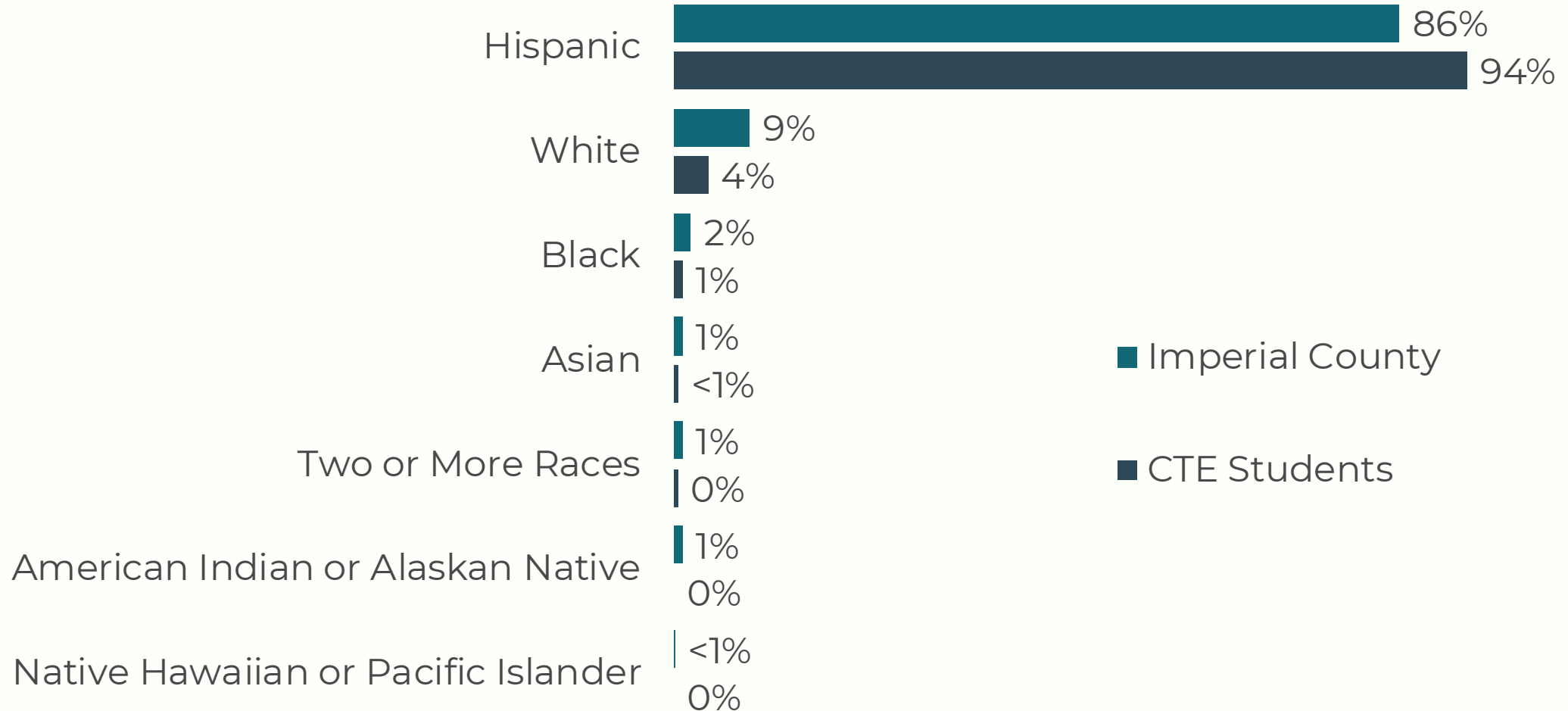
DEMOGRAPHICS: GENDER

% of Population by Gender (Imperial CCD)



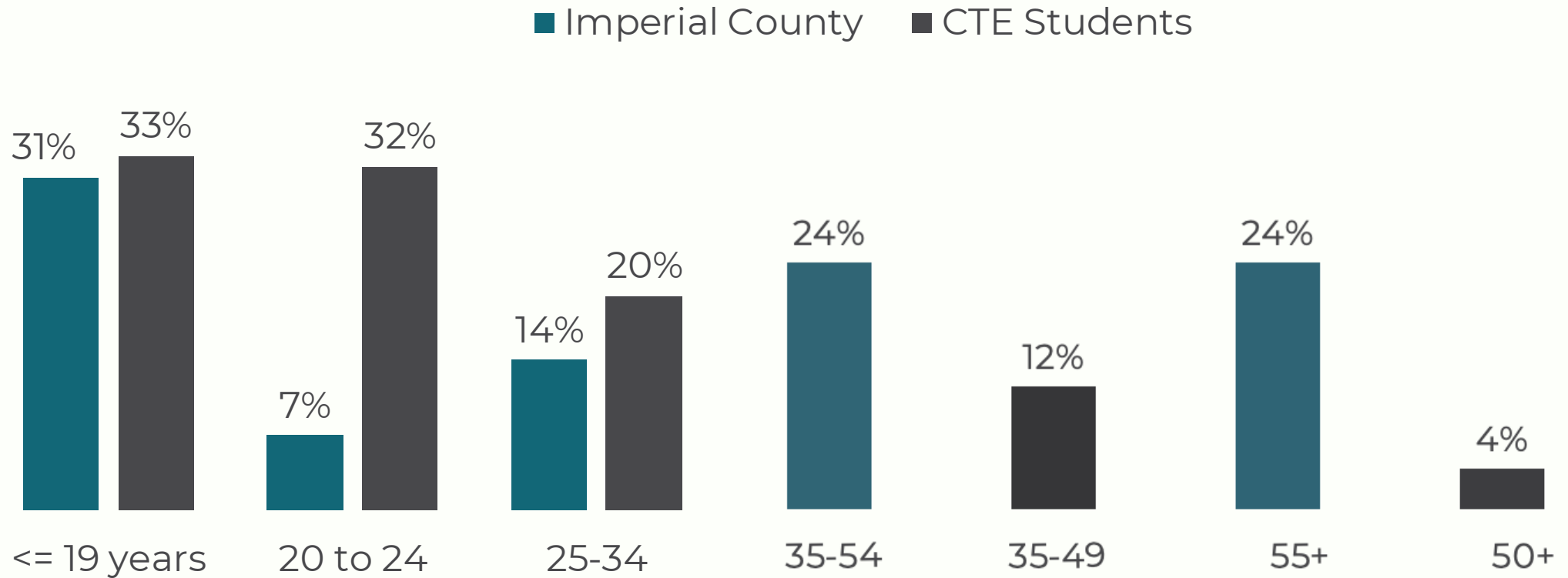
DEMOGRAPHICS: RACE/ETHNICITY

% of Population by Race/Ethnicity (Imperial CCD)



DEMOGRAPHICS: AGE

% Population by Age (Imperial CCD)



% community college students working part- or full-time

73%

of full-time students

82%

of part-time students



Most community college students take longer than two years to complete

~33%

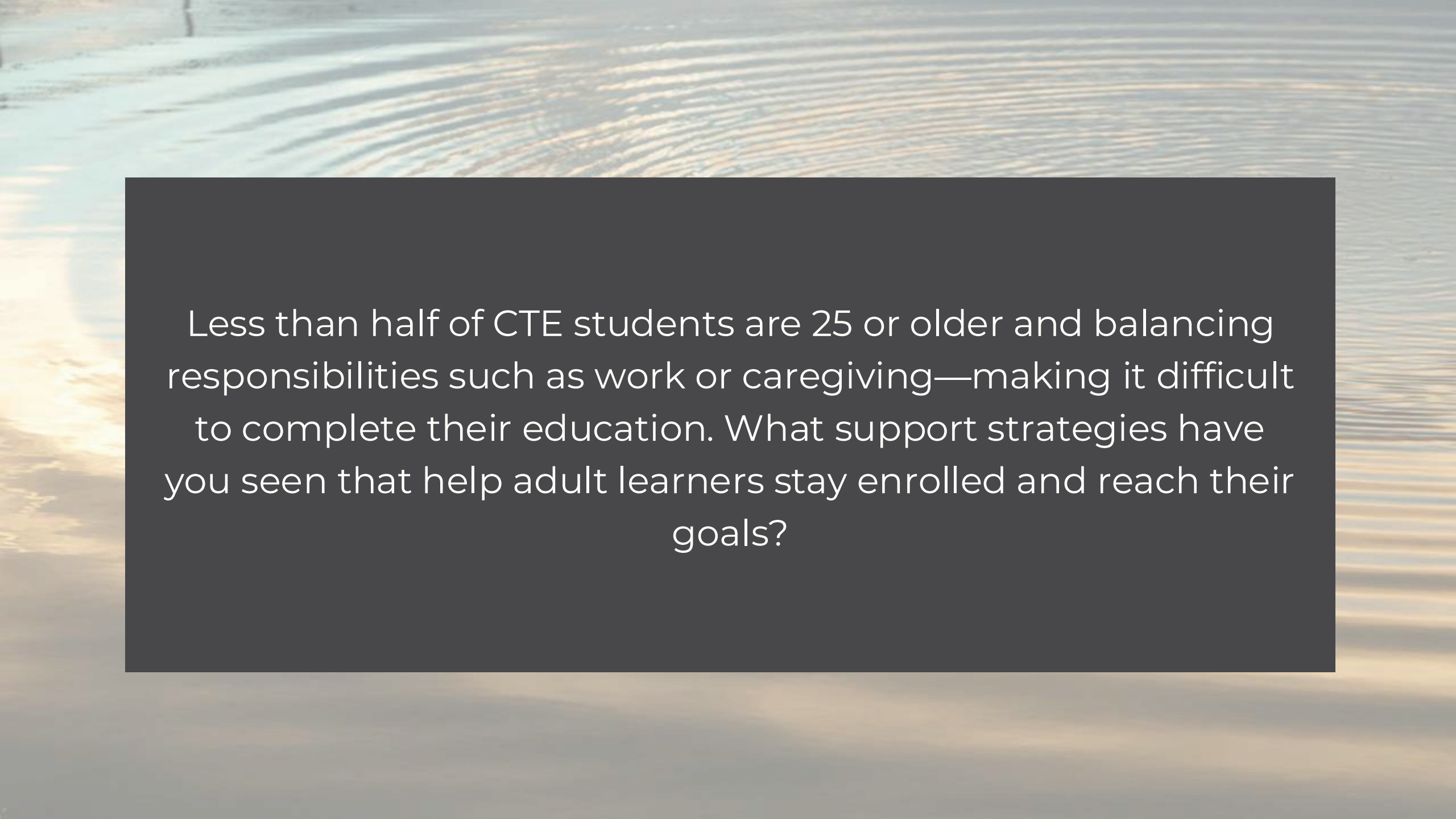
complete in 4 years

~43%

complete in 6 years

4-6 YEARS

TYPICAL TIME TO CREDENTIAL



Less than half of CTE students are 25 or older and balancing responsibilities such as work or caregiving—making it difficult to complete their education. What support strategies have you seen that help adult learners stay enrolled and reach their goals?

PRIORITY POPULATIONS



Where do priority (special) populations live within our district service area?

PERKINS V “**SPECIAL POPULATIONS**” DEFINITION

Individuals who are:

- Living with disabilities
- From economically disadvantaged families
- Preparing for nontraditional career fields
- Single parents (including pregnant women)
- Out of the workforce
- Experiencing homelessness
- Current or former foster youth
- Children of active-duty military parents
- Facing other barriers to educational achievement, including language barriers

PRIORITY POPULATION: VETERANS

Imperial County - 4%

ZIP codes with highest proportion of Veterans in population ages 18+:

1. 92259 - 28%
2. 92266 - 24%
3. 92275 - 13%

Veterans % of Total Population Ages 18+

	Veterans
92227	3%
92231	1%
92233	2%
92243	5%
92249	4%
92250	3%
92251	5%
92257	11%
92259	28%
92266	24%
92273	2%
92275	13%
92281	2%
92283	8%

PRIORITY POPULATION: INDIVIDUALS WITH DISABILITIES

Imperial County - 17%

ZIP codes with highest share of residents with disabilities:

1. 92266 - 36%
2. 92275 - 27%
2. 92257 - 27%
3. 92283 - 19%

% of Total Civilian Noninstitutionalized Population, 2023

	With A Disability
92227	17%
92231	13%
92233	10%
92243	15%
92249	10%
92250	14%
92251	15%
92257	27%
92259	3%
92266	36%
92273	15%
92275	27%
92281	15%
92283	19%

Source: U.S. Census Bureau. "Disability Status." American Community Survey.

PRIORITY POPULATION: ENGLISH LANGUAGE LEARNERS

Imperial County - 24%

ZIP codes with highest concentration of limited English-speaking households:

1. 92231 - 46%
2. 92233 - 31%
3. 92250 - 27%

According to the American Community Survey, a “limited English-speaking household” is one in which individuals speak a language other than English and no one in the household speaks English “very well.”

% of Total Households, 2023

	Limited English-Speaking
92227	19%
92231	46%
92233	31%
92243	19%
92249	26%
92250	27%
92251	12%
92257	7%
92259	0%
92266	12%
92273	25%
92275	1%
92281	10%
92283	2%

Source: U.S. Census Bureau. “Detailed Household Language by Household Limited English-Speaking Status.” American Community Survey.

PRIORITY POPULATION: HS DIPLOMA OR LESS

Imperial County - 54%

**ZIP codes with highest share of adults
25 and over with a high school
education or less:**

1. 92275 - 74%
2. 92233 - 70%
3. 92257 - 61%

% of Population 25 and over, 2023

	High school graduate or less	Some college or associate degree
92227	52%	35%
92231	55%	24%
92233	70%	26%
92243	53%	31%
92249	48%	29%
92250	55%	30%
92251	49%	34%
92257	61%	35%
92259	57%	33%
92266	37%	48%
92273	36%	57%
92275	74%	10%
92281	61%	29%
92283	53%	34%

Source: U.S. Census Bureau. "Educational Attainment." American Community Survey.

PRIORITY POPULATION: POVERTY & LOW INCOME

Imperial County - 20%

ZIP codes with highest concentration of households living below poverty level:

1. 92281 - 45%
2. 92283 - 38%
3. 92259 - 32%

% of Total Households, 2023

	Poverty Status in the Last 12 Months	Median Household Income
92227	21%	\$60,593
92231	21%	\$50,114
92233	23%	\$53,282
92243	20%	\$55,890
92249	18%	\$75,664
92250	14%	\$70,250
92251	13%	\$83,709
92257	30%	\$17,663
92259	32%	N/A
92266	12%	\$20,870
92273	25%	\$55,167
92275	23%	\$35,658
92281	45%	\$35,882
92283	38%	\$38,359

ZIP codes with lowest median household incomes:

1. 92257 - \$17,663
2. 92266 - \$20,870
3. 92275 - \$35,658

Source: U.S. Census Bureau. "Poverty Status in the Past 12 Months." American Community Survey.

PRIORITY POPULATION: OTHER BARRIERS

Imperial County - 6% / 9% / 3%

ZIP codes with greatest % of households with no access to vehicles, internet and computers:

1. 92266
2. 92257
3. 92283
4. 92233

% of Total Households, 2023

	No Vehicle Available	No Internet Access in Household	No Computer in Household
92227	8%	9%	6%
92231	8%	10%	8%
92233	4%	20%	12%
92243	6%	6%	5%
92249	2%	7%	5%
92250	4%	16%	7%
92251	1%	6%	3%
92257	18%	16%	15%
92259	0%	0%	0%
92266	20%	31%	8%
92273	0%	0%	0%
92275	0%	6%	12%
92281	8%	9%	4%
92283	13%	11%	5%

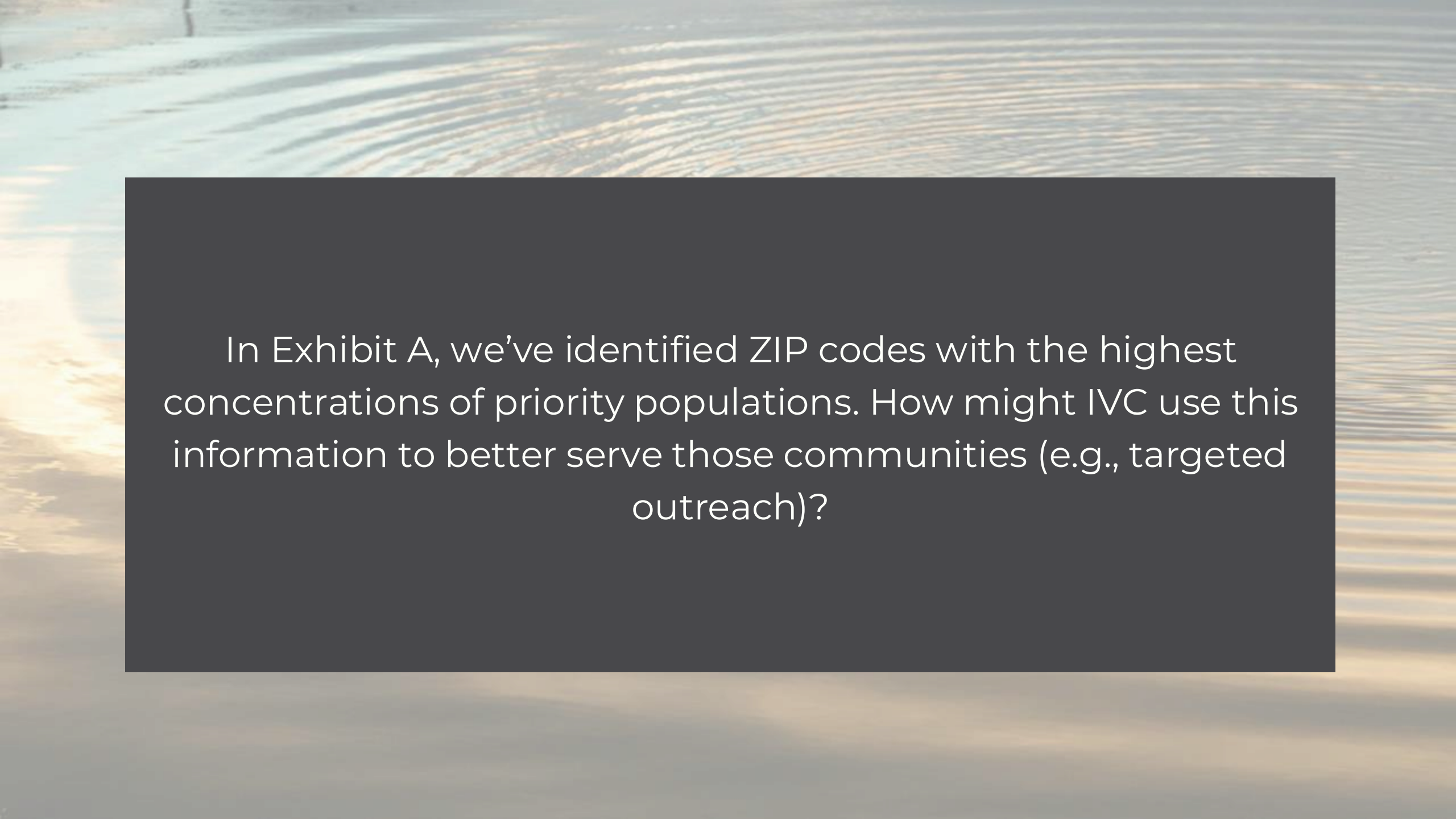
Source: U.S. Census Bureau. "Presence and Types of Internet Subscriptions in Household"; "Household Size by Vehicles Available"; "Computers in Household." American Community Survey.

SUMMARY OF TOP ZIP CODES WITH NEEDS

Exhibit A: Imperial Community College District (CCD) Service Area ZIP Codes with Available Data

ZIP Code	Area	# Residents	Veterans	Individuals with Disabilities	Limited English	Adults with HS Diploma or Less	Poverty Status	Low Household Income	No Vehicle Available	No Internet Access	No Computer
92227	Brawley	31,534									
92231	Calexico	37,073			X						
92233	Calipatria	9,134			X	X				X	X
92243	El Centro	50,644									
92249	Heber	7,964									
92250	Holtville	8,203			X					X	
92251	Imperial	23,945									
92257	Niland	3,279		X		X		X	X	X	X
92259	Ocotillo	10	X				X				
92266	Palo Verde	N/A	X	X					X	X	X
92273	Seeley	38									
92275	Salton City	12	X	X		X					X
92281	Westmorland	223				X	X				
92283	Winterhaven	3,279		X			X		X		

Data was not available for ZIP codes 92222, 92232, 92244.



In Exhibit A, we've identified ZIP codes with the highest concentrations of priority populations. How might IVC use this information to better serve those communities (e.g., targeted outreach)?

LABOR MARKET INFORMATION



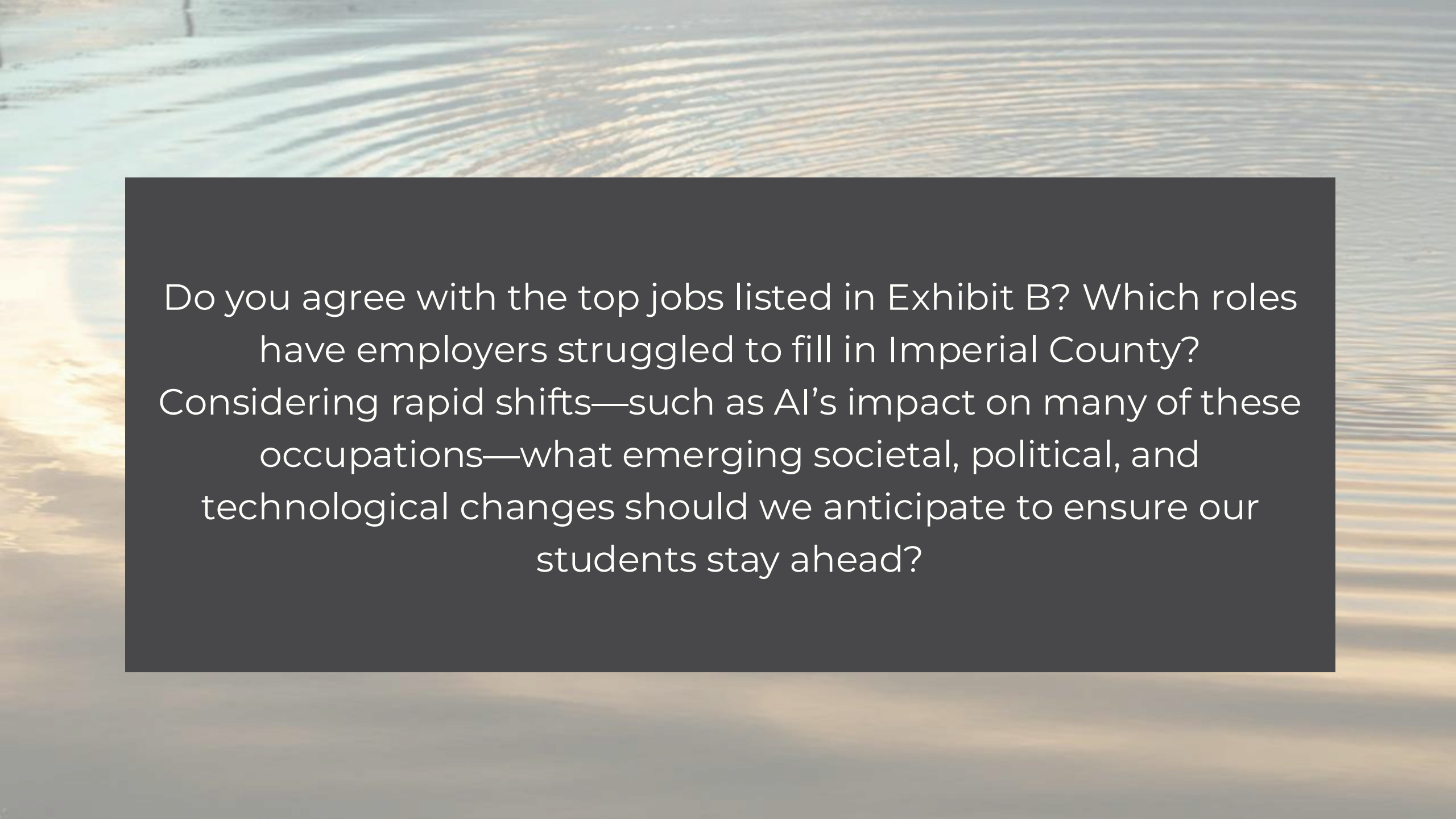
What are the top jobs and
programs the district's
service area?

PRIORITY JOBS

What are priority jobs?

- “Middle-skill” occupations
- 13+ annual job openings
- Wages above living wage, \$15.14/hr

Occupational Title	Annual Job Openings	Entry-Level Wages
Home Health and Personal Care Aides	1,508	\$16.04
Office Clerks, General	151	\$16.98
Heavy and Tractor-Trailer Truck Drivers	139	\$20.36
Teaching Assistants, Except Postsecondary	126	\$17.65
Correctional Officers and Jailers	120	\$43.89
Security Guards	100	\$16.95
First-Line Supervisors of Retail Sales Workers	83	\$18.24
Secretaries and Administrative Assistants, Except Legal, Medical, and Executive	74	\$19.65
First-Line Supervisors of Food Preparation and Serving Workers	73	\$20.56
Bookkeeping, Accounting, and Auditing Clerks	73	\$19.20
Detectives and Criminal Investigators	68	\$50.23
Customer Service Representatives	60	\$18.16
Medical Assistants	57	\$18.61
Social and Human Service Assistants	48	\$19.84
First-Line Supervisors of Office and Administrative Support Workers	47	\$25.69
First-Line Supervisors of Farming, Fishing, and Forestry Workers	43	\$17.41
Registered Nurses	42	\$48.26
Automotive Service Technicians and Mechanics	41	\$18.57
Sales Representatives, Wholesale and Manufacturing, Except Technical and Scientific Products	38	\$24.00
Teaching Assistants, Postsecondary	34	\$16.04



Do you agree with the top jobs listed in Exhibit B? Which roles have employers struggled to fill in Imperial County? Considering rapid shifts—such as AI’s impact on many of these occupations—what emerging societal, political, and technological changes should we anticipate to ensure our students stay ahead?

TRAINING PROGRAMS

What priority jobs does Imperial Valley College have programs for?

Exhibit B: Top 20 Middle-Skill Priority Jobs in Imperial County

SOC	Occupational Title	Program at IVC?
49-3023	Automotive Service Technicians and Mechanics	X
43-3031	Bookkeeping, Accounting, and Auditing Clerks	X
33-3012	Correctional Officers and Jailers	X
43-4051	Customer Service Representatives	
33-3021	Detectives and Criminal Investigators	X
45-1011	First-Line Supervisors of Farming, Fishing, and Forestry Workers	X
35-1012	First-Line Supervisors of Food Preparation and Serving Workers	
43-1011	First-Line Supervisors of Office and Administrative Support Workers	X
41-1011	First-Line Supervisors of Retail Sales Workers	X
53-3032	Heavy and Tractor-Trailer Truck Drivers	
31-1128	Home Health and Personal Care Aides	X
31-9092	Medical Assistants	X
43-9061	Office Clerks, General	X
29-1141	Registered Nurses	X
41-4012	Sales Representatives, Wholesale and Manufacturing, Except Technical and Scientific Products	X
43-6014	Secretaries and Administrative Assistants, Except Legal, Medical, and Executive	X
33-9032	Security Guards	
21-1093	Social and Human Service Assistants	
25-9045	Teaching Assistants, Except Postsecondary	X
25-9044	Teaching Assistants, Postsecondary	

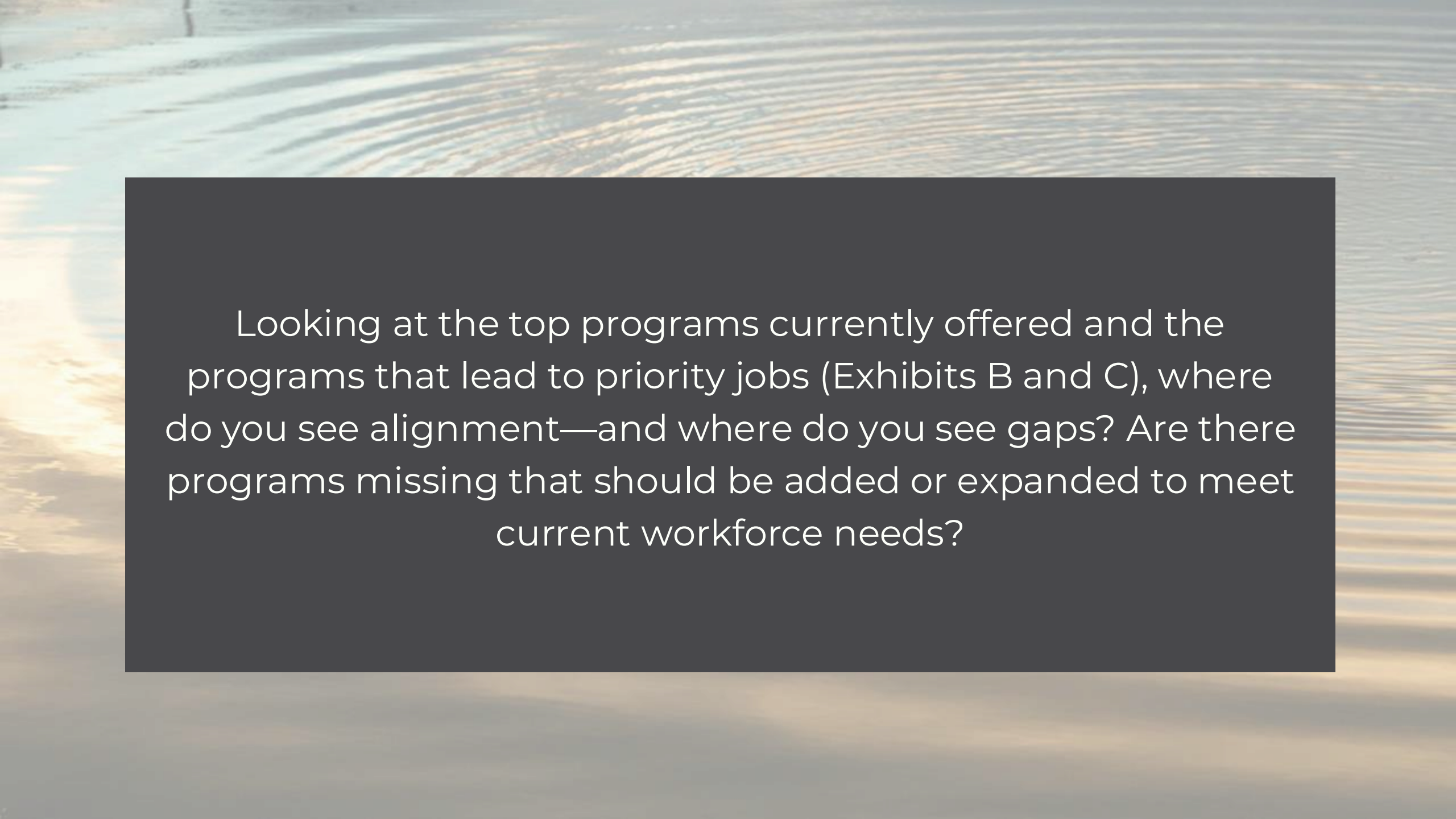
TRAINING PROGRAMS

Which programs at Imperial Valley College award the most degrees and certificates (i.e., completers)?

*CTE programs

Exhibit C: TOP Codes >50 Degrees and Certificates Awarded, 2023-24

TOP Code	Taxonomy of Program (TOP) Title	# Awards
4901.10	Transfer Preparation	582
4902.00	Biological and Physical Sciences (and Mathematics)	261
4901.00	Liberal Arts and Sciences, General	227
2001.00	Psychology, General	191
2105.00	Administration of Justice*	174
2003.00	Behavioral Science	164
1260.00	Health Professions, Transfer Core Curriculum*	118
0701.00	Information Technology, General*	114
4903.10	Humanities and Fine Arts	108
2201.00	Social Sciences, General	81
1230.10	Registered Nursing*	61
0505.00	Business Administration*	59
1305.00	Child Development/Early Care and Education*	58
2208.00	Sociology	54



Looking at the top programs currently offered and the programs that lead to priority jobs (Exhibits B and C), where do you see alignment—and where do you see gaps? Are there programs missing that should be added or expanded to meet current workforce needs?

AGENDA

1) Introductions

2) Perkins V & Needs Assessment

3) Population & Demographics

4) Labor Market Information

5) Reflections & Discussion

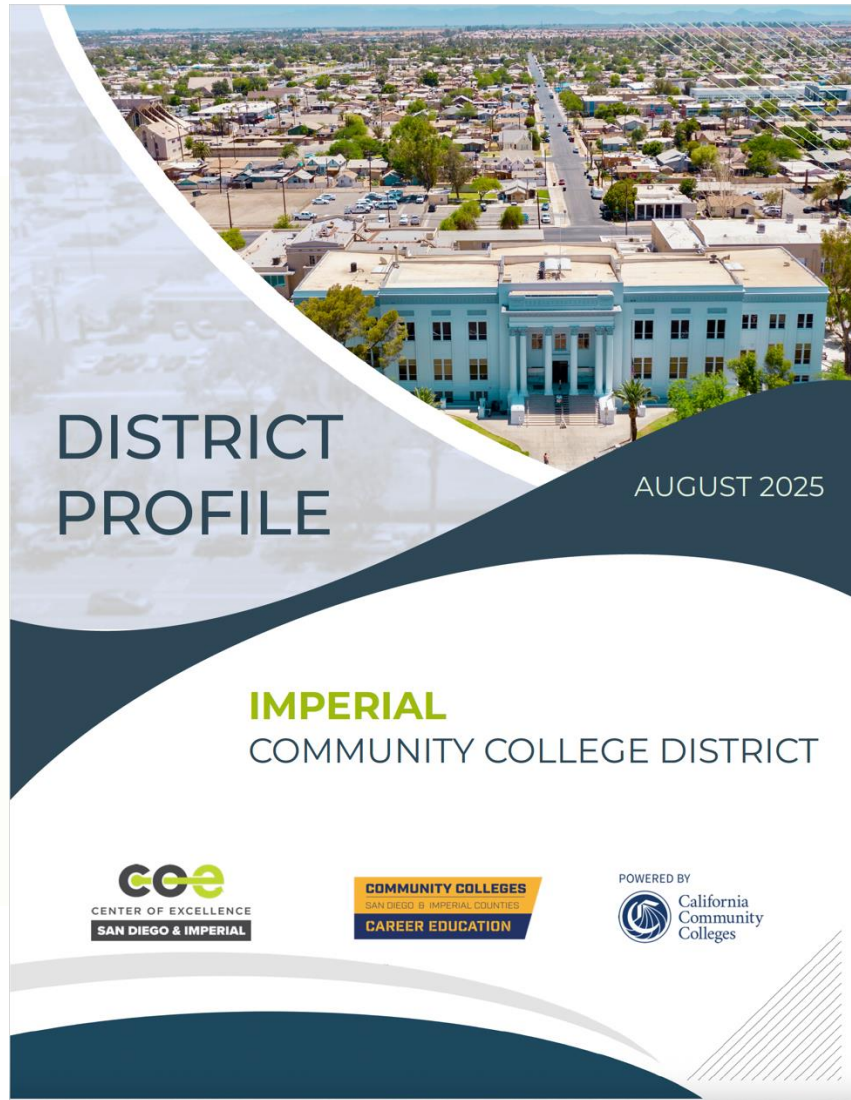
WHEN ANSWERING DISCUSSION QUESTIONS...

- **Stay on Topic:** Focus on today's data and your own experiences.
- **Be Respectful:** Listen actively and allow one person to speak at a time.
- **Stay Solution-Oriented:** Offer ideas or examples—avoid dwelling on problems without suggesting next steps.
- **Be Concise:** Keep comments brief so everyone has a chance to contribute.
- **Build on Ideas:** Feel free to “yes, and...”—add to others' points rather than repeating or debating them.
- **Capture Key Takeaways:** Note any action items or insights that emerge for follow-up.

DISCUSSION QUESTIONS

1. What is your reaction to the data? Did anything surprise you or confirm what you expected?
2. Less than half of CTE students are 25 or older and balancing responsibilities such as work or caregiving—making it difficult to complete their education. What support strategies have you seen that help adult learners stay enrolled and reach their goals?
3. In Exhibit A, we've identified ZIP codes with the highest concentrations of priority populations. How might IVC use this information to better serve those communities (e.g., targeted outreach)?
4. Do you agree with the top jobs listed in Exhibit B? Which roles have employers struggled to fill in central Imperial County? Considering rapid shifts—such as AI's impact on many of these occupations—what emerging societal, political, and technological changes should we anticipate to ensure our students stay ahead?
5. Looking at the at the top programs currently offered and the programs that lead to priority jobs (Exhibits B and C), where do you see alignment—and where do you see gaps? Are there programs missing that should be added or expanded to meet current workforce needs?

DISTRICT PROFILE



coeccc.net/region/san-diego-imperial



A district profile that summarizes demographics, household characteristics, employment, and student outcomes

DISTRICT DASHBOARD

ICCD Map ICCD Data Table Definitions & Sources

The San Diego & Imperial Center of Excellence (COE) developed this dashboard to supplement the [Imperial Community College District Profile](#). Please refer to the "Definitions & Sources" tab for more information about these metrics.

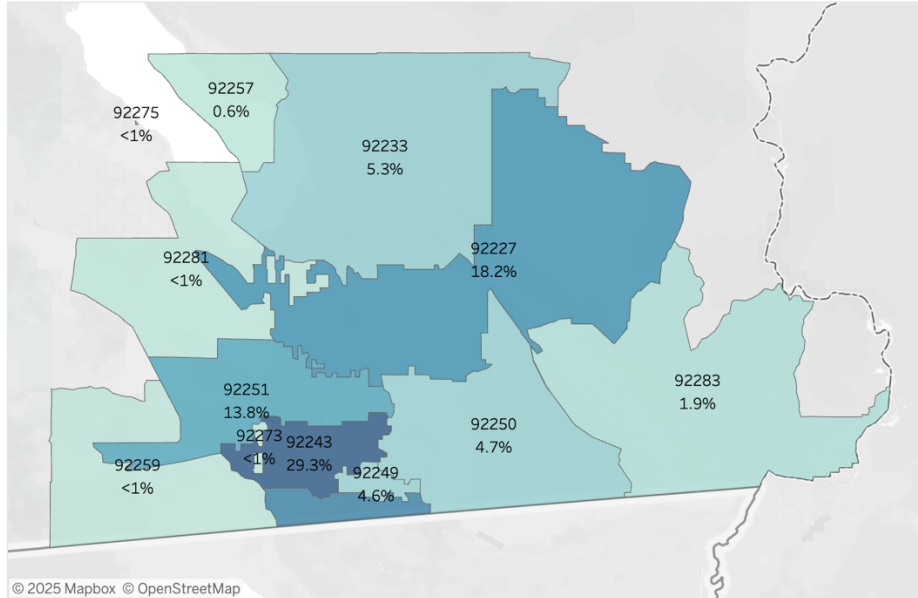
Select Metric

- % of District Population in ZIP, 2023
- % of District Population in ZIP, 2028
- % High School Diploma or Less
- % Veterans
- % with a Disability
- % Limited English-Speaking Household
- % Poverty Status in the Last 12 Mont...
- % No Computer in Household
- % No Internet Access in Household
- % No Vehicle Available
- Labor Force Participation Rate (LFPR)
- % Unemployed
- % Females Not in the Labor Force
- % Males Not in the Labor Force

Range of Percentage Values



Imperial Community College District



Metric Selected: % of District Population in ZIP, 2023

Population	ZIP Code	Total Population	Metric (%)
Population, 2023	92243	50,644	29.3%
	92231	37,073	21.4%
	92227	31,534	18.2%
	92251	23,945	13.8%
	92233	9,134	5.3%
	92250	8,203	4.7%
	92249	7,964	4.6%
	92283	3,279	1.9%
	92257	1,066	0.6%
	92281	223	0.1%

bit.ly/imperialCCD



An interactive dashboard to complement the data presented in the district profile

View on Tableau Public

Share

NEXT STEPS

We will...

- Review your notes and summarize from today's discussions for the Comprehensive Local Needs Assessment (CLNA)
- Finalize the Imperial Community College District (CCD) profile
- Take lessons learned to be used in our upcoming forums for the other community college districts

THANK YOU!

